

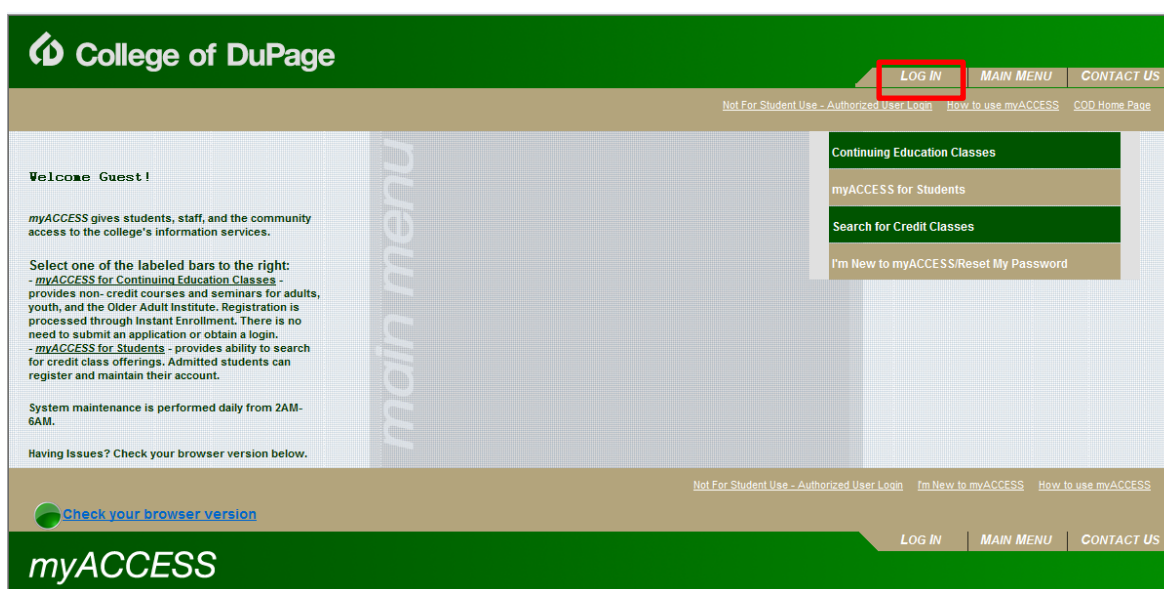
# myACCESS

A self-service web site for students.



## How to View Grades

1. Go to [myaccess.cod.edu](http://myaccess.cod.edu) web site
2. Click on **LOG IN** (on the upper right side of the home page).



3. Enter your **myACCESS ID** and **password** then click **SUBMIT**.  
If you don't know your myACCESS ID, go to "myACCESS for Students" under "User Account" and click on "What's my Username?/Reset my Password."

College of DuPage

LOG IN MAIN MENU STUDENTS MENU CONTACT US

CURRENT STUDENTS Welcome Guest

### myACCESS Log in

[Need Help?](#)

The username and password fields are both "case sensitive" fields.

Username

Password

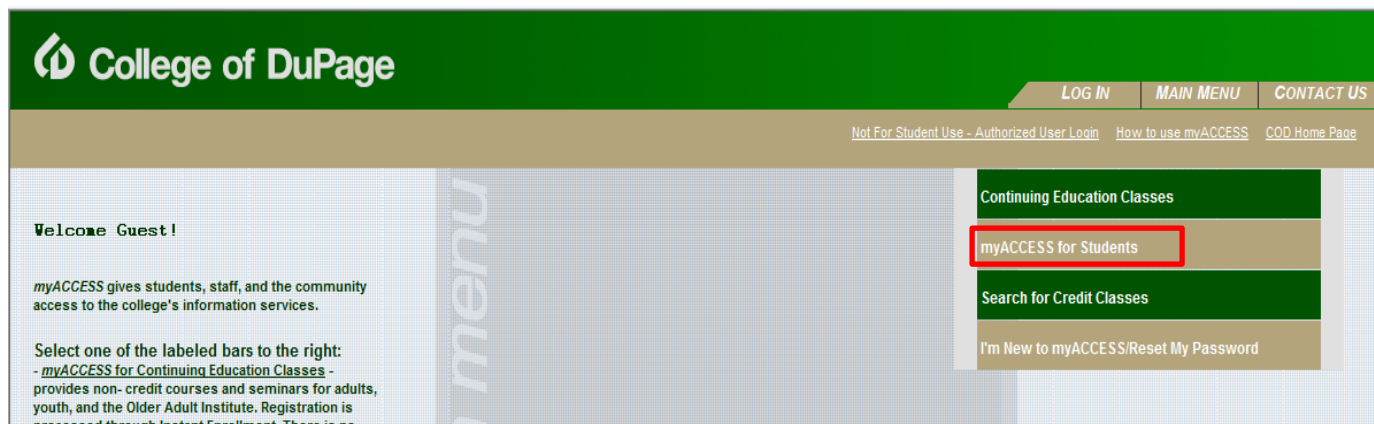
Hint

SUBMIT

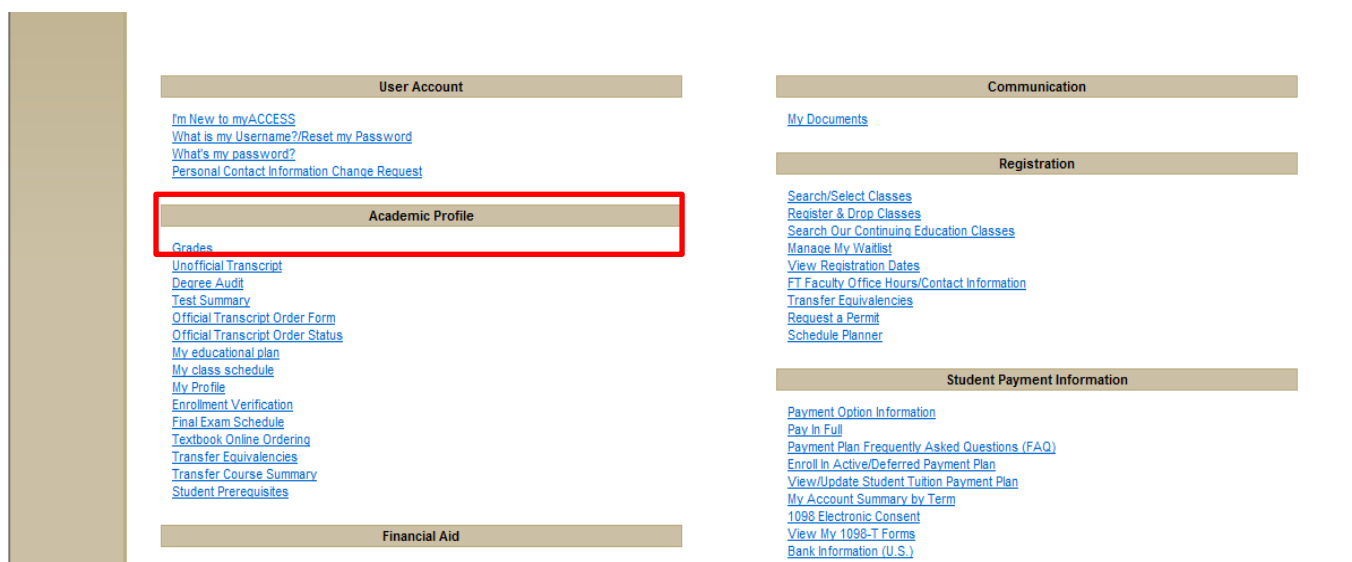
LOG IN MAIN MENU STUDENTS MENU CONTACT US

myACCESS

4. On the right side of the menu, click on the bar labeled "**myACCESS for Students.**"



5. Under the **Academic Profile** heading, click on **Grades.**
- To view grades prior to Spring 2009, click the Transcript link.
  - For Spring 2009 grades or later, select the appropriate term and click SUBMIT.



If you are having technical issues viewing the myACCESS web site, contact the Student Help Desk at (630) 942-2999 or e-mail [studenthelp@dupage.edu](mailto:studenthelp@dupage.edu).